

66 Gruesome Steam Science And Art Activities

Oozing Slime

Slime is always a hit with kids, and it's the perfect way to get them excited about science. There are many different ways to make slime, but this recipe is one of the simplest and most effective.

Ingredients:

- 1 cup clear glue
- 1/2 cup water
- 1 teaspoon borax powder
- Food coloring (optional)

Instructions:

1. In a large bowl, combine the glue and water. Stir until well combined.
2. Add the borax powder and stir until the slime begins to form.
3. Add food coloring, if desired.
4. Knead the slime until it is smooth and elastic.

Exploding Volcano

This is a classic science experiment that is always a lot of fun. It's a great way to learn about chemical reactions and the power of gas.

Ingredients:


- 1 cup baking soda
- 1/2 cup vinegar
- Food coloring (optional)
- Dish soap (optional)
- A plastic bottle or container
- A funnel
- A spoon

Instructions:

1. Pour the baking soda into the plastic bottle or container.
2. Add the vinegar to the funnel and slowly pour it into the bottle.
3. Add food coloring and dish soap, if desired.
4. Stir the mixture until it starts to bubble and foam.
5. Quickly put the lid on the bottle or container and stand back.
6. The volcano will erupt, sending a stream of foam and bubbles into the air.

Ghostly Science

This is a fun and easy science experiment that is perfect for Halloween. It's a great way to learn about the properties of air and how it can be used to create illusions.



★★★★☆ 4.6 out of 5

Language : English

File size : 196326 KB

Print length: 144 pages



Ingredients:

- A balloon
- A piece of string
- A marker
- A flashlight

Instructions:

1. Draw a ghost face on the balloon.
2. Tie the string around the neck of the balloon.
3. Hold the balloon up to the light and shine the flashlight on it.
4. The ghost face will appear to float in the air.

Monster Mash

This is a fun and creative art activity that is perfect for Halloween. It's a great way to encourage kids to use their imaginations and create their own unique monsters.

Materials:

- Construction paper
- Markers
- Scissors
- Glue
- Pipe cleaners
- Googly eyes
- Other craft supplies

Instructions:

1. Let the kids use their imaginations to create their own monster designs.
2. Help them cut out their monsters and glue them to the construction paper.
3. Let the kids add details to their monsters using markers, pipe cleaners, googly eyes, and other craft supplies.

Halloween Science Fair


This is a great way to get kids excited about science and learning. They can choose a science project to work on and then present their findings at a science fair.

Project Ideas:

- How does the shape of a pumpkin affect how far it will roll?
- What is the best way to make a jack-o'-lantern?

- How does the color of a pumpkin affect how long it will last?

These are just a few of the many gruesome science and art activities that you can do with kids. With a little creativity, you can come up with your own activities that are sure to be a hit.



Totally Gross Experiments and Activities: 66 Gruesome STEAM Science and Art Activities by Vanessa Waltz

★★★★☆ 4.6 out of 5

Language : English


File size : 196326 KB

Print length : 144 pages



The Truth About the 15 Qualities That Men Secretly Admire and Crave For

Every woman wants to be loved and admired by the man in her life. But what are the qualities that men secretly admire and crave for in a woman? Here are 15 of the most...



Plague Ship: Unraveling the Mystery of the Oregon Files

The Oregon Files, a collection of classified documents and artifacts, have captivated the imagination of researchers, historians, and conspiracy theorists for decades. At the...