


Ukulele Imagine Dragons: A Comprehensive Guide for Beginners



Imagine Dragons for Ukulele by Imagine Dragons

★★★★☆ 4.8 out of 5

Language : English

File size : 15661 KB

Print length : 72 pages

Screen Reader : Supported



The Imagine Dragons, an American pop rock band, have captivated music lovers worldwide with their soaring melodies, thought-provoking lyrics, and energetic live performances. Their music has transcended genres, blending elements of rock, pop, folk, and electronic music to create a unique and captivating sound. For those who wish to experience the magic of Imagine Dragons on a more intimate level, the ukulele offers an accessible and rewarding way to do so.

This comprehensive guide will provide you with everything you need to know to play Imagine Dragons songs on the ukulele, whether you're a complete beginner or an experienced musician looking to expand your repertoire. We'll cover essential chords, strumming patterns, and song lyrics, and provide helpful tips and tricks to make your learning journey enjoyable and productive.

Essential Chords

Before we dive into the songs, let's familiarize ourselves with the essential chords you'll need to play Imagine Dragons ukulele. These chords are:

- C
- G
- D
- Am
- F
- Dm

These chords can be played in various positions on the ukulele, but we'll focus on the most common and beginner-friendly fingerings. You can find detailed chord diagrams and instructions online or in ukulele chord books.

Strumming Patterns

Strumming patterns add rhythm and movement to your ukulele playing. For Imagine Dragons songs, the most common strumming pattern is the down-up-down-down-up pattern. This pattern is played by strumming down on the downbeats (the emphasized beats of the measure) and up on the upbeats (the unaccented beats). You can also experiment with other strumming patterns, such as the up-down-up pattern or the alternating bass strumming pattern, to create different rhythmic textures.

Song Lyrics

Now that you have the essential chords and strumming patterns under your fingers, let's dive into some popular Imagine Dragons songs. Here are the lyrics and chords for three of their most beloved tracks:

1. Radioactive

Chorus I'm waking up, I feel it in my bones Enough to make my sys

2. Believer

Chorus I was broken from a young age Taking my sulking to the mas

3. Thunder


Chorus Thunder, feels like thunder Running, running away Thunder,

Tips and Tricks

Here are a few tips and tricks to help you get started with playing Imagine Dragons songs on the ukulele:

- Practice regularly. The more you practice, the better you'll become at playing the ukulele and singing the songs.
- Start with easier songs and gradually work your way up to more challenging ones.
- Don't be afraid to make mistakes. Everyone makes mistakes when they're learning to play the ukulele.
- Use a metronome to practice your strumming patterns.
- Listen to the original recordings of the songs to get a feel for the rhythm and dynamics.
- Have fun! Playing the ukulele should be a enjoyable experience.

With a little practice and dedication, you'll be able to play your favorite Imagine Dragons songs on the ukulele and impress your friends and family with your musical talents. So, grab your ukulele, tune it up, and let the music of Imagine Dragons fill your life with joy and inspiration.



Imagine Dragons for Ukulele by Imagine Dragons

★★★★☆ 4.8 out of 5

Language : English

File size : 15661 KB


Print length : 72 pages

Screen Reader : Supported



The Truth About the 15 Qualities That Men Secretly Admire and Crave For

Every woman wants to be loved and admired by the man in her life. But what are the qualities that men secretly admire and crave for in a woman? Here are 15 of the most...



Plague Ship: Unraveling the Mystery of the Oregon Files

The Oregon Files, a collection of classified documents and artifacts, have captivated the imagination of researchers, historians, and conspiracy theorists for decades. At the...