


Using Light to Make Shadow Puppets

Shadow puppets are a fun and easy way to create your own stories and characters. All you need is a light source, a dark space, and your hands.



Using Light to Make Shadow Puppets (21st Century Skills Innovation Library: Makers as Innovators Junior)

by David Baldacci

★★★★☆ 4.6 out of 5

Language : English

File size : 10073 KB

Screen Reader: Supported

Print length : 24 pages



Types of Light Sources

The type of light source you use will affect the quality of your shadow puppets. Some light sources, such as candles, produce a soft, diffused light that creates soft, blurry shadows. Other light sources, such as flashlights, produce a bright, focused light that creates sharp, well-defined shadows.

Here are a few different types of light sources that you can use to make shadow puppets:

- Candles
- Flashlights
- Table lamps

- Projectors
- Sunlight

Creating Different Types of Shadows

The shape of your shadow puppet will depend on the position of your hands and body in relation to the light source. By moving your hands and body, you can create a variety of different shapes and sizes.

Here are a few tips for creating different types of shadows:

- To create a sharp, well-defined shadow, position your hands and body close to the light source.
- To create a soft, blurry shadow, position your hands and body further away from the light source.
- To create a shadow that is larger than your hands and body, position yourself closer to the wall or screen where the shadow is being projected.
- To create a shadow that is smaller than your hands and body, position yourself further away from the wall or screen where the shadow is being projected.


Using Your Hands and Body

Your hands and body are the most important tools for creating shadow puppets. By using your hands and body in different ways, you can create a wide variety of characters and objects.

Here are a few ideas for using your hands and body to create shadow puppets:

- Use your fingers to create animals, such as dogs, cats, and elephants.
- Use your hands to create people, such as cowboys, princesses, and superheroes.
- Use your body to create objects, such as trees, houses, and cars.
- Use your hands and body together to create scenes, such as a forest, a city, or a battle.

Shadow puppets are a fun and easy way to express your creativity and imagination. By using light, your hands, and your body, you can create a world of your own. So get started today and see what you can create!



Using Light to Make Shadow Puppets (21st Century Skills Innovation Library: Makers as Innovators Junior)

by David Baldacci

★★★★☆ 4.6 out of 5

Language : English

File size : 10073 KB

Screen Reader : Supported

Print length : 24 pages

FREE


DOWNLOAD E-BOOK





The Truth About the 15 Qualities That Men Secretly Admire and Crave For

Every woman wants to be loved and admired by the man in her life. But what are the qualities that men secretly admire and crave for in a woman? Here are 15 of the most...



Plague Ship: Unraveling the Mystery of the Oregon Files

The Oregon Files, a collection of classified documents and artifacts, have captivated the imagination of researchers, historians, and conspiracy theorists for decades. At the...